

Jar of Love

Colour Your World Hop

Alison Solven

604-540-5033

stampwithalison@gmail.com

www.stampcrazywithalison.ca



Cutting Measurements:

100730 Whisper White (11" x 4 1/4")(4 1/2" x 2 3/4")(2 1/2" x 1 1/2")

122922 Wisteria Wonder (5 1/4" x 4")

121045 Basic Black (4 5/8" x 2 7/8")(3" x 2 1/2")

Instructions:

1. Fold the Whisper White (11" x 4 1/4") cardstock in half to create card front.
2. Stamp the jar (medium) in Always Artichoke ink towards the bottom of the Whisper White piece (4 1/2" x 2 3/4").
3. Ink the "water" image with Island Indigo ink and stamp 2x on scrap paper. Stamp third image in the bottom of the jar.
4. Stamp the stem from the Wild About Flowers in Old Olive ink in the middle of the jar.
5. Ink another stem from the Wild About Flowers in Old Olive ink and stamp off on scrap. Stamp the stem two or three times without re-inking so you get a lighter look.
6. Stamp some of the flowers from the Wild about Flowers set in Wisteria Wonder and others in Elegant Eggplant on the stems.
7. Stamp the jar lid image in Always Artichoke on Whisper White (2 1/2" x 1 1/2") and cut out with matching framelit.
8. Wrap Linen Thread a few times around the lid and tie in knot on the front.
9. Glue the lid to the top of the jar.
10. Ink up with Versamark and emboss the letters from Labeler Alphabet (form the words Thanks, So & Much) in White Emboss Powder on Basic Black cardstock and heat set.
11. Cut out the words Thanks & So and glue to the front of the card (use dimensionals to pop up Thanks).
12. Cut the word Much into individual letters and glue to the card as shown.
13. Glue stamped piece to the the Basic Black mat.
14. Emboss the Wisteria Wonder piece with Large Polka Dot folder and Big Shot machine.
15. Glue the embossed Wisteria Wonder piece to the front of the card. Glue the stamp piece to the front of the card.

Jar of Love

Colour Your World Hop

Alison Solven

604-540-5033

stampwithalison@gmail.com

www.stampcrazywithalison.ca



[Jar Of Love](#)
Photopolymer Stamp

Set

141587

Price: \$33.00



[Everyday Jars](#)
Framelits Dies

141490


Price: \$44.00



[Jar Of Love](#)
Photopolymer Bundle

142342

Price: \$69.25



[Labeler Alphabet](#)
Photopolymer Stamp

Set

141936


Price: \$21.00



[Wisteria Wonder](#)
Classic Stampin' Pad

126985


Price: \$8.50



[Elegant Eggplant](#)
Classic Stampin' Pad

126969

Price: \$8.50



[Old Olive Classic](#)
Stampin' Pad

126953

Price: \$8.50



[Always Artichoke](#)
Classic Stampin' Pad

126972

Price: \$8.50

Jar of Love

Colour Your World Hop

Alison Solven

604-540-5033

stampwithalison@gmail.com

www.stampcrazywithalison.ca



Images © Stampin' UP! 1990-Current

Island Indigo Classic Stampin' Pad

126986

Price: \$8.50



Images © Stampin' UP! 1990-Current

VersaMark Pad

102283

Price: \$11.25



Images © Stampin' UP! 1990-Current

Polka Dot Textured Impressions Embossing Folder

133739

Price: \$10.00



Images © Stampin' UP! 1990-Current

White Stampin' Emboss Powder

109132

Price: \$6.75



Images © Stampin' UP! 1990-Current

Heat Tool (Us And Canada)

129053

Price: \$40.00



Images © Stampin' UP! 1990-Current

Whisper White 8-1/2" X 11" Cardstock

100730

Price: \$11.25



Images © Stampin' UP! 1990-Current

Wisteria Wonder 8-1/2" X 11" Cardstock

122922

Price: \$10.00



Images © Stampin' UP! 1990-Current

Basic Black 8-1/2" X 11" Cardstock

121045

Price: \$10.00