

Jar of Love

Colour Your World Hop

Alison Solven

604-540-5033

stampwithalison@gmail.com

www.stampcrazywithalison.ca



Cutting Measurements:

100730 Whisper White (11" x 4 1/4")(4 1/2" x 2 3/4")(2 1/2" x 1 1/2")

122922 Wisteria Wonder (5 1/4" x 4")

121045 Basic Black (4 5/8" x 2 7/8")(3" x 2 1/2")

Instructions:

1. Fold the Whisper White (11" x 4 1/4") cardstock in half to create card front.
2. Stamp the jar (medium) in Always Artichoke ink towards the bottom of the Whisper White piece (4 1/2" x 2 3/4").
3. Ink the "water" image with Island Indigo ink and stamp 2x on scrap paper. Stamp third image in the bottom of the jar.
4. Stamp the stem from the Wild About Flowers in Old Olive ink in the middle of the jar.
5. Ink another stem from the Wild About Flowers in Old Olive ink and stamp off on scrap. Stamp the stem two or three times without re-inking so you get a lighter look.
6. Stamp some of the flowers from the Wild about Flowers set in Wisteria Wonder and others in Elegant Eggplant on the stems.
7. Stamp the jar lid image in Always Artichoke on Whisper White (2 1/2" x 1 1/2") and cut out with matching framelit.
8. Wrap Linen Thread a few times around the lid and tie in knot on the front.
9. Glue the lid to the top of the jar.
10. Ink up with Versamark and emboss the letters from Labeler Alphabet (form the words Thanks, So & Much) in White Emboss Powder on Basic Black cardstock and heat set.
11. Cut out the words Thanks & So and glue to the front of the card (use dimensionals to pop up Thanks).
12. Cut the word Much into individual letters and glue to the card as shown.
13. Glue stamped piece to the the Basic Black mat.
14. Emboss the Wisteria Wonder piece with Large Polka Dot folder and Big Shot machine.
15. Glue the embossed Wisteria Wonder piece to the front of the card. Glue the stamp piece to the front of the card.

Jar of Love

Colour Your World Hop

Alison Solven

604-540-5033

stampwithalison@gmail.com

www.stampcrazywithalison.ca

Save

Jar of Love

Colour Your World Hop

Alison Solven

604-540-5033

stampwithalison@gmail.com

www.stampcrazywithalison.ca



[Jar Of Love](#)
[Photopolymer Stamp](#)

[Set](#)

141587

Price: \$33.00



[Everyday Jars](#)
[Framelits Dies](#)

141490

Price: \$44.00



[Jar Of Love](#)
[Photopolymer Bundle](#)

142342

Price: \$69.25




[Wild About Flowers](#)
[Photopolymer Stamp](#)

[Set](#)

138728

Price: \$26.00




[Labeler Alphabet](#)
[Photopolymer Stamp](#)

[Set](#)

141936


Price: \$21.00



[Wisteria Wonder](#)
[Classic Stampin' Pad](#)

126985

Price: \$8.50



[Elegant Eggplant](#)
[Classic Stampin' Pad](#)

126969

Price: \$8.50



[Old Olive Classic](#)
[Stampin' Pad](#)

126953

Price: \$8.50

Jar of Love


Colour Your World Hop

Alison Solven

604-540-5033

stampwithalison@gmail.com

www.stampcrazywithalison.ca



[Always Artichoke
Classic Stampin' Pad](#)

126972

Price: \$8.50



[Island Indigo Classic
Stampin' Pad](#)

126986

Price: \$8.50



[VersaMark Pad](#)

102283

Price: \$11.25



[Polka Dot Textured
Impressions
Embossing Folder](#)

133739

Price: \$10.00



[White Stampin'
Emboss Powder](#)

109132

Price: \$6.75



[Heat Tool \(Us And
Canada\)](#)

129053

Price: \$40.00



[Whisper White 8-1/2"
X 11" Cardstock](#)

100730

Price: \$11.25



[Wisteria Wonder 8-
1/2" X 11" Cardstock](#)

122922

Price: \$10.00

Jar of Love

Colour Your World Hop

Alison Solven

604-540-5033

stampwithalison@gmail.com

www.stampcrazywithalison.ca



Basic Black 8-1/2" X

11" Cardstock

121045

Price: \$10.00