

Best Birds Stamp Set - Z Fold Card

Colour Your World Series - August,
2016

Alison Solven

604-540-5033

stampwithalison@gmail.com

www.stampcrazywithalison.ca



Cutting Measurement:

Pear Pizzaz (11" x 4 1/4")

Whisper White (5 1/4" x 4")(4" x 2 5/8")(8 1/2" x 3")

Fruit Stand Designer Series Paper (4" x 2 5/8")

Instructions:

1. Fold the Pear Pizzaz in half and then fold top piece back on itself to create the Z fold.
2. Wrap the ribbon around the left side of the Designer Series Paper and glue to back.
3. Glue the Designer Series Paper (4" x 2 5/8") to the front panel.
4. Make a bow with the ribbon and glue dot to the top of the strip of ribbon.
5. Stamp the mesh image in Versamark ink on the 5 1/4" x 4" Whisper White piece, add White Emboss Powder and heat set.
6. Colour wash over the cooled embossed image with Aqua Painter and Peekaboo Peach ink.
7. Glue the piece to the inside of the card.
8. Glue the Whisper White (4" x 2 5/8") to the second panel (back of the front panel).
9. Stamp two tree branches, two birds and several flowers and berry images in Soft Suede ink on the 8 1/2" x 3" Whisper White piece.
10. Colour the birds with Pink Pirouette & Sweet Sugarplum inks using the Aqua Painter. Colour the beak with Rich Razzleberry ink.
11. Colour the branches with Crumb Cake ink and Pear Pizzaz ink with Aqua Painter.
12. Colour the flowers with Peekaboo Peach and the berries with Rich Razzleberry inks using the Aqua Painter.
13. Cut out all the pieces with the matching framelits using the Big Shot.
14. Stamp "Happy Birthday" on the lower part of the front panel in Basic Black Archival ink.
15. Glue the branch to the front panel and pop up the right facing bird on top. Glue the other branch to the inside and pop up the left facing bird on top. Add flowers and berries on the branches.
16. Add two flowers to the second panel corners.
17. Add Wink of Stella Glimmer Brush to the wings of the bird and to the flowers. Add pearls to the center of the flowers. **Save**

Save

Best Birds Stamp Set - Z Fold Card

Colour Your World Series - August,
2016

Alison Solven

604-540-5033

stampwithalison@gmail.com

www.stampcrazywithalison.ca



Best Birds

Photopolymer Stamp

Set

141525

Price: \$26.00



Birds & Blooms

Thinlits Dies

141477

Price: \$35.00



Best Birds

Photopolymer Bundle

142315

Price: \$54.75



Fruit Stand Designer

Series Paper

141660

Price: \$14.50



Peekaboo Peach 3/8"

(1 Cm) Ruched

Ribbon

141427

Price: \$10.75



Aqua Painters

103954

Price: \$22.50



Clear Wink Of Stella

Glitter Brush

141897

Price: \$10.75



Pear Pizzazz 8-1/2" X

11" Cardstock

131201

Price: \$10.00

Best Birds Stamp Set - Z Fold Card

Colour Your World Series - August,
2016

Alison Solven

604-540-5033

stampwithalison@gmail.com

www.stampcrazywithalison.ca



[Rich Razzleberry 8-1/2" X 11" Cardstock](#)

115316

Price: \$10.00



[Sweet Sugarplum 8-1/2" X 11" Cardstock](#)

141418

Price: \$10.00



[Whisper White 8-1/2" X 11" Cardstock](#)

100730

Price: \$11.25



[Pink Pirouette 8-1/2" X 11" Cardstock](#)

111351


Price: \$10.00



[Pink Pirouette Classic Stampin' Pad](#)

126956


Price: \$8.50



[Sweet Sugarplum Classic Stampin' Pad](#)

141395

Price: \$8.50



[Pear Pizzazz Classic Stampin' Pad](#)

131180

Price: \$8.50



[Crumb Cake Classic Stampin' Pad](#)

126975

Price: \$8.50

Best Birds Stamp Set - Z Fold Card


Colour Your World Series - August,
2016

Alison Solven

604-540-5033

stampwithalison@gmail.com


www.stampcrazywithalison.ca



[Soft Suede Classic Stampin' Pad](#)

126978

Price: \$8.50



[Rich Razzleberry Classic Stampin' Pad](#)

126950

Price: \$8.50



[Peekaboo Peach Classic Stampin' Pad](#)

141398

Price: \$8.50



[Basic Black Archival Stampin' Pad](#)

140931

Price: \$9.25



[Stampin' Dimensionals](#)

104430

Price: \$5.25



[Big Shot](#)

143263

Price: \$136.00